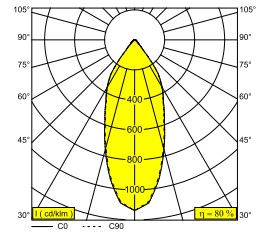
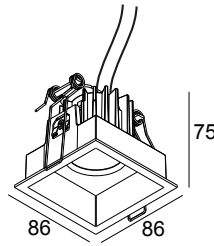


CARREE ST LED IP 93033 W

11045 9320 W

DISPONIBLE EN
BLANC 11045 9320 W



 [Voir sur le site Web](#)

Informations générales

EMPLACEMENT	interieur-exterieur
INSTALLATION	Plafond Encastré
FORME / TAILLE DE DÉCOUPE (MM)	carré - 75 x 75
PROFONDEUR D'ENCASTREMENT (MM)	80
ÉPAISSEUR DE LA SURFACE DE MONTAGE (MM)	max.35
INDICE DE PROTECTION	IP44
POIDS (KG)	0.3
ORIENTATION	non réglable
INFORMATIONS	REFLECTOR FL-33° EXCL.LED POWER SUPPLY 350-500mA-DC

Informations électriques

CLASSE	III
TYPE DIM	selon le type d'alimentation externe
CLASSE D'ÉNERGIE	E
CERTIFICATS	EAC

Info Source lumineuse

LIGHTSOURCE NAME	LED
SOURCE DE LUMIÈRE	LED array 5,8-8,6W / CRI>90 (R9: 52) / 3000K / 787-1089lm
VALEURS TM-30	Rf: 90 / Rg: 99
SDCM	SDCM1
GROUPE DE RISQUE	RG1
LM80	L90B10 > 50000
TECHNIQUES LED (SOURCE LUMINEUSE)	1089lm // 8,6W // 127lm/W
TECHNIQUES LED (LUMINAIRE)	866lm // 10W // 88lm/W

Conditions

LED POWER SUPPLY 350 / 500mA-DC DIM

Options


















PLASTERKIT 161
CONCRETE BOX 161
MOUNTING KIT 75

CARREE ST LED IP 93033 W

11045 9320 W

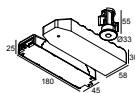
Pour des instructions d'installation détaillées, veuillez consulter le manuel: [11045_XXXX_HAND.pdf](#)

COMPATIBILITÉ DU PLAFOND

Ceiling Type	Mounting Kit	
 System ceiling	-	
 Plasterboard	 MOUNTING KIT 75	Required
 Stucanet	 MOUNTING KIT 75	Required
	 PLASTERKIT 161	Required
 Wood	-	
 Concrete + plaster	 PLASTERKIT 161	Required
	 CONCRETE BOX 161	Required
 Lintel + plaster	 PLASTERKIT 161	Required
	 CONCRETE BOX 161	Required
 Hollow-core slab + plaster	 PLASTERKIT 161	Required
	 CONCRETE BOX 161	Required
 Stretched ceiling	-	

TERMINEZ VOTRE SPÉCIFICATION

les batteries de secours



21032 0270 B EMERGENCY UNIT 7W / 1h + LED INDICATOR HOLDER B

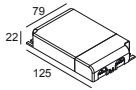
21032 0270 W EMERGENCY UNIT 7W / 1h + LED INDICATOR HOLDER W

CARREE ST LED IP 93033 W

11045 9320 W

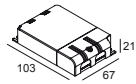
les alimentations led

#



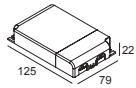
300 90 63 LED POWER SUPPLY MULTI-POWER DIM9

1->3(3) / 1->3(3)



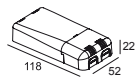
300 90 68 LED POWER SUPPLY MULTI-POWER DIM5

1->2(1) / 1->2(1)



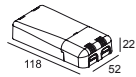
300 90 69 LED POWER SUPPLY MULTI-POWER HV DIM9

2->5(5) / 1->5(3)



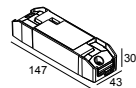
300 90 124 LED POWER SUPPLY MULTI-POWER DIM7

1->2(1) / 1(1)



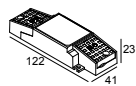
300 90 125 LED POWER SUPPLY MULTI-POWER MINI DIM5

1->2(1) / 1(1)



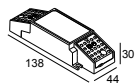
21012 005W LED POWER SUPPLY MULTI-POWER COMPACT WDL

1->2 / 1->2



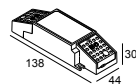
21012 0258 LED POWER SUPPLY MULTI POWER 200-350 / 10W DIM8

1



21012 0278 LED POWER SUPPLY MULTI POWER 500-700 / 20W DIM8

1

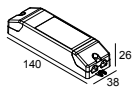


21012 0288 LED POWER SUPPLY MULTI POWER 500-700 / 36W DIM8

2->2

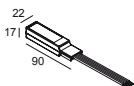
CARREE ST LED IP 93033 W

11045 9320 W



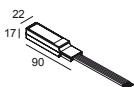
21012 0298 LED POWER SUPPLY MULTI POWER 250-900 / 20W DIM8

2/1



21032 0295 LED POWER CONVERTER 48V-DC to 350 mA-DC / 15W DIM5

1



21032 0305 LED POWER CONVERTER 48V-DC to 500 mA-DC / 22W DIM5

1



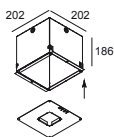
les plaques au plâtre



207 01 161 PLASTERKIT 161



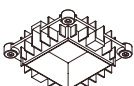
boîtier pour béton



270 11 161 CONCRETE BOX 161



kit de montage



202 00 75 MOUNTING KIT 75





CARREE ST LED IP 93033 W

11045 9320 W

Notes: