

Beam

- Body**
Aluminium die-cast body and heat sink with electrostatic 100% polyester paint finish. Stainless steel springs.

Diffuser
Beam IP54 diffuse version supplied with prismatic acrylic diffuser. Beam IP54 non-diffuse versions with acrylic clear diffuser. All diffusers positioned at the factory.
- Accessories**
Fitting accessories for different applications are available.

Light Source
O/M LED modules with excellent colour consistency (2 step-MacAdam) and long operating lifespan (>50.000h; L80/B10). LED CRI>90 2700K, 3000K; CRI>80 4000K.

Power Supply
Drivers On/Off or DALI included. Driver fits through the cut-hole.



Adjustable
The luminaire can be oriented by the horizontal and vertical axes.



Suitable for wet areas, IP54.

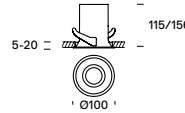
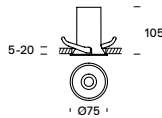


Beam




Accessories
Recessing accessory, available separately, for flush version.


Beam




Spot




Medium



Flood



Diffuse



Finishes ○.04 Matt White ●.05 Matt Black